

2025

# 5 CRITICAL TRADING MISTAKES COSTING YOU THOUSANDS

and how to avoid them



BY BRIAN F ADAMS

PROFESSIONAL FUTURES TRADER  
CREATOR OF QUANTUM NAVIGATOR  
AI TRADING SYSTEM

# Introduction

After 29 years of trading stocks, options, and futures—and making and losing millions in the process—I've identified the exact mistakes that separate consistently profitable traders from those who struggle.

These aren't theoretical concepts. These are real mistakes I've made, watched others make, and have cost traders (including myself) hundreds of thousands of dollars.

The good news? Once you understand these mistakes, you can avoid them and dramatically improve your trading results.

Let's dive in...

# MISTAKE #1 Trading Without a Complete System

## The Problem:

Most traders piece together random indicators, strategies, and "tips" from YouTube, Twitter, and forums. They'll use RSI from one guru, MACD from another, and some price action concept from a third source.

This creates chaos. You have no consistent framework for making decisions.

Real Example: In 2018, I watched a trader lose \$37,000 in three months because he was using 11 different indicators that constantly contradicted each other. One said "buy," another said "sell," and he froze—missing opportunities or entering at the worst times.

## Why It's Costing You Money:

- Inconsistency: Your results are random because your approach is random
- Analysis paralysis: Too many conflicting signals = frozen decision-making
- No way to improve: You can't optimize what you can't measure consistently
- Emotional trading: Without a system, you're trading on feelings, not facts

# The Solution

You need a complete trading system that includes:

- ✓ Clear entry signals - Exactly when to enter a trade
- ✓ Defined exit strategy - Stop losses & profit targets
- ✓ Risk management rules - How much to risk per trade
- ✓ Market conditions filter - When to trade & when to stay out
- ✓ Position sizing formula - How many contracts to trade

My Quantum Navigator Approach:

I use AI-powered indicators that give me ALL of this in one system. No guesswork. No conflicting signals. Just clear: "Enter here, stop here, target here."

## Action Step

Write down your current trading system. If you can't explain your exact entry rules, exit rules, and risk management in one page, you don't have a system—you have random tactics.



## MISTAKE #2 Poor Risk Management (The #1 Account Killer)

### The Problem:

I've seen more trading accounts blown up by poor risk management than bad entries. You could have a 80% win rate and still lose everything with bad risk management.

True Story: In 2015, I had a trader friend who was up \$89,000 during the year. One bad week with oversized positions, and he ended the year DOWN \$12,000. He had great entries -terrible risk management.

### Why It's Costing You Money:

- Revenge trading: One bad trade leads to oversized positions to "get it back"
- Uneven position sizing: Risking 2% on one trade, 10% on another = disaster
- No stop losses: Hoping a losing trade "comes back" while it drains your account
- Over-leveraging: Futures give you massive leverage, which amplifies both gains AND losses

### The Real Numbers:

If you risk 10% per trade, you only need 5 losses in a row to lose half your account. At that point, you need a 100% return just to get back to even.

But if you risk 1-2% per trade? You can survive many losing trades before significant damage.

# The Solution

## The 1-2% Rule:

- Never risk more than 1-2% of your account on a single trade
- For a \$50,000 cash account = \$500-1,000 risk per trade MAX

## Stop Loss Non-Negotiable:

Every single trade must have a stop loss placed BEFORE you enter. No exceptions. No "mental stops."

## Position Sizing:

- For a \$50,000 account (cash)
- Position Size = 1 NQ mini contract
- Position Size = 3 - 7 MNQ micro contracts

**Remember:** With prop accounts, the size of your account may look like \$50,000, but the actual size is only the drawdown of \$2,000-\$2,500 depending on the firm. **Size accordingly!**

## My Quantum Navigator Approach:

My system includes pre-calculated stop loss levels based on market volatility. You always know exactly where your stop goes before entering.

## Action Step:

Calculate your maximum position size for your account RIGHT NOW using the formula above. Put it on a sticky note on your monitor.

## MISTAKE #3 Ignoring Market Context & Trading Conditions

### The Problem:

Not all market conditions are equal. A strategy that works in a trending market fails in choppy, range-bound conditions. Yet most traders use the same approach regardless of what the market is doing.

Personal Confession: I lost \$127,000 in 2008 because I kept using my trend-following strategy during a violently choppy, range-bound market. I knew the market had changed, but I stubbornly stuck with what "used to work."

### Why It's Costing You Money:

- Wrong strategy for conditions: Breakout strategies fail in ranging markets
- Fighting the trend: Trying to catch bottoms in strong downtrends
- Trading low-volume periods: Getting whipsawed during lunch hours or holidays
- Ignoring major news: Getting stopped out by unexpected volatility spikes

## Market Conditions You MUST Identify:

### 1. Trending vs. Ranging

- Trending: Clear directional movement, higher highs/higher lows
- Ranging: Choppy, bouncing between support/resistance
- Your strategy must match the condition

### 2. High vs. Low Volume Periods

- Best trading: 9:30 AM - 11:30 AM EST (market open)
- Secondary: 2:30 PM - 4:00 PM EST (power hour)
- AVOID: Lunch hour (11:30 AM - 2:00 PM), after 4:00 PM





### 3. News Events & Economic Calendar

- FOMC (Fed announcements) = stay out or reduce size
- NFP (Non-Farm Payroll) = extreme volatility
- Earnings on major tech stocks = can move NQ significantly



# The Solution

My Pre-Market Checklist:

1.  Check overnight price action - where did futures trade?
2.  Identify key support/resistance levels
3.  Note economic calendar events for the day
4.  Determine if market is trending or ranging
5.  Decide: Full size, reduced size, or sit out today?

Trading Time Rules:

- Prime Time: 9:30-11:30 AM EST (where I make most of my money)
- Acceptable: 2:00-4:00 PM EST (reduced size)

AVOID: Lunch, overnight, pre-market unless very experienced

My Quantum Navigator Approach:

My AI indicators adapt to market conditions automatically. They recognize when volatility is too high, when trends are weakening, and when to stay out entirely.

Action Step:

For the next week, write down the market conditions BEFORE you trade. Was it trending or ranging? High or low volume? Review at week's end—you'll see patterns.

# **MISTAKE #4 Emotional Trading & Lack of Discipline**

## **The Problem:**

Your worst enemy in trading isn't the market - it's your own emotions. Fear, greed, revenge, FOMO (fear of missing out)... these destroy more accounts than bad strategies.

**Most Painful Example:** In 2012, I had my best trading day ever: \$48,400 profit. I was so confident, I came back that afternoon and gave back \$18,000 in 90 minutes because I was trading on euphoria instead of my system.

## **Why It's Costing You Money:**

### **The Emotional Trading Cycle:**

1. You take a loss → Feel frustrated/angry
2. You "need to get it back" → Take revenge trades
3. You increase position size → "I know this one will work!"
4. Bigger loss happens → Panic sets in
5. You abandon your system → Chase random setups
6. Account blown up → Depression and quitting

## Common Emotional Mistakes:

- FOMO: Jumping into trades after the move already happened
- Moving stop losses: "Just a little more room" = bigger losses
- Overtrading: Taking every setup instead of the best setups
- Revenge trading: "The market owes me" mentality after losses

## The Real Cost:

Studies show emotional trading reduces returns by 30-50% compared to systematic trading. If you're capable of making \$50,000/year, emotions might cost you \$15,000-25,000 of that. Don't let it!

# The Solution

## Trading Rules That Enforce Discipline:

### Rule #1: Maximum Daily Loss Limit

- Set a hard stop: If you lose X%, done for the day
- For me: 2% daily loss = computer off, walk away
- Protects you from revenge trading spiral

### Rule #2: Maximum Daily Win Limit





- Yes, stop after big wins too
- I stop after +3% days (prevents giving it back)
- Come back tomorrow fresh

### Rule #3: Trade Your System, Not Your Emotions

- If your system says "no trade," don't trade
- If your system says "exit," exit—don't hope
- System > Feelings, always

## Rule #4: Pre-Trade Checklist

Before every trade, ask:

-  Does this meet my system criteria?
-  Am I trading to make money or to feel better?
-  Is my stop loss in place?
-  Do I know my profit target?
- If any answer is no → DON'T TRADE

## Rule #5: Journal Everything

- Record every trade: entry, exit, why you took it
- Review weekly: What emotions came up?
- Patterns emerge—you'll see your emotional triggers

## My Quantum Navigator Approach:

Because my system is AI-driven and gives me exact signals, I removed most emotional decisions. I don't have to "guess" if this is a good entry—the system tells me. This is HUGE for discipline.

## Action Step:

Set your daily loss limit RIGHT NOW. Write it down. Tell someone (accountability). When you hit it, honor it—walk away.



# MISTAKE #5 No Clear Exit Strategy (The Profit Killer)

## The Problem:

Most traders spend 90% of their time thinking about entries and 10% thinking about exits. This is backwards. **\*\*Your exit determines your profit or loss, not your entry.\*\***

Costly Mistake: I once turned a potential \$6,000 winner into a \$1,200 loser because I didn't have a clear exit plan. I watched it go to +\$6,000, held "for more," it reversed, I panicked and held **hoping** it would come back, and finally exited in fear at -\$1,200.

## Why It's Costing You Money:

### Without a Clear Exit:

- You ride winners down into losers (greed → fear)
- You hold losers too long (hope it comes back)
- You exit winners too early (fear of giving it back)
- You have no consistent way to let profits run

### The Math:

- If you make \$500 on winners but lose \$500 on losers = you're break-even
- But if you make \$1,000 on winners and lose \$500 on losers = you're profitable even with 40% win rate
- Exit strategy determines this ratio

# The Solution

## Two-Part Exit Strategy:

### PART 1: Stop Loss (Protect Capital)

- Place BEFORE entering trade
- Based on technical levels, not arbitrary
- Never move it further away (only closer or breakeven)
- My rule: 20-45 points on NQ, 5-8 points on ES

### PART 2: Profit Targets (Take Money)

#### Option A: Fixed Targets

- Target 1: 1.5x your risk (if risking \$500, target \$750)
- Target 2: 2x your risk (if risking \$500, target \$1,000)
- Exit half at each target, or use trailing stops

## Option B: Trailing Stops

- As trade moves in your favor, move stop up
- Trail by X points behind (I use 10-15 points on NQ)
- Locks in profits while letting winners run

## Option C: Technical Exits

- Exit at major resistance/support levels
- Exit when indicators reverse (works with my system)
- Exit at predetermined time (end of day, before news)

## My Quantum Navigator Approach:

My system provides three exit levels:

1. Stop Loss Level (where you're wrong)
2. Target 1 (1.5R - take partial profits)
3. Target 2 (2.5R - let runners work)

Plus, my indicators show me when momentum is fading, signaling it's time to exit.

# The Winning Formula

- Risk \$500 per trade (stop loss)
- Target 1: \$750 (exit 50% position) = 1.5R
- Target 2: \$1,250 (exit remaining 50%) = 2.5R
- Average exit = 2R = \$1,000 profit  
(you can size this down depending on your experience and financial ability)

With just 40% win rate:

- 10 trades: 4 winners, 6 losers
- Winners:  $4 \times \$1,000 = \$4,000$
- Losers:  $6 \times \$500 = -\$3,000$
- Net profit: \$1,000 (with only 40% wins!)

Action Step:

For your next 10 trades, define ALL THREE levels before entering:

1. Stop loss (where)
2. Target 1 (partial exit)
3. Target 2 (final exit)

Record if you followed your plan. You'll be shocked how often you deviate.

# BONUS SECTION:

## The Prop Firm Advantage

Since you're interested in futures trading, I need to share how prop firms can multiply your profits exponentially.

What I Was Doing Wrong:

I was trading my own \$25,000 account, risking 1% per trade = \$250 risk per trade. Making \$500-1,000/day was good, but limited.

What Changed:

I got funded with **\*\*multiple prop firm accounts\*\*** and copy trade them allowing for more buying power.

Now I can risk 1% across all accounts = \$1,000's per trade.

The Result:

Same strategy, same win rate, multiplying the profits.

A \$1,000 day became a \$5,000+ day. A \$20,000 month became a \$100,000 month.

Best Prop Firms for Futures:

1. Apex Trader Funding (my favorite)
2. TopStep Trader
3. Take Profit Trader
4. Bulenox

Pro Tip: Start with one account, prove the strategy, then scale to multiple accounts. Don't try to pass evaluations before you're consistently profitable. It can take time, so allow for that. Rome wasn't built in a day and nobody made millions overnight.



# YOUR ACTION PLAN: Next Steps

You now know the 5 critical mistakes that cost traders thousands. But knowledge without action is worthless.

Your 7-Day Challenge:

Day 1-2: Write out your complete trading system

- Entry rules
- Exit rules (stop + targets)
- Risk management (1-2% max)

Day 3: Set up your trading journal

- Record EVERY trade going forward
- Note emotions, market conditions, adherence to plan

Day 4: Calculate your position sizing

- Use the formula from Mistake #2
- Write max contracts on a sticky note

Day 5-7: Paper trade your system

- Take trades according to your rules ONLY
- Practice discipline before risking real money
- Review results at end of week

The Quantum Navigator Solution:

If you want to skip years of trial and error (and thousands in losses), my Quantum Navigator system handles all of this for you:

- ✓ Complete trading system (Mistake #1 solved)
- ✓ Built-in risk management (Mistake #2 solved)
- ✓ Market condition filters (Mistake #3 solved)
- ✓ Removes emotional decisions (Mistake #4 solved)
- ✓ Clear entry + exit signals (Mistake #5 solved)

Plus: Training on prop firm strategies to multiply your profits.

## FINAL THOUGHTS

I've spent 29 years and millions of dollars learning these lessons. My hope is that this guide saves you from making the same expensive mistakes I made.

Remember:

- Trading is a skill - it takes time to develop
- Losses are part of the game - manage them properly
- Consistency beats complexity - simple systems work
- Discipline trumps intelligence - follow your rules

The traders who succeed aren't necessarily the smartest or most experienced. They're the ones who:

1. Have a proven system
2. Manage risk religiously
3. Control their emotions
4. Execute consistently

You can do this. But you have to commit to the process.

# READY TO TAKE THE NEXT STEP?

If you want to learn my exact system — the indicators, the strategy, the risk management, and how I use prop firms to multiply profits - visit:

👉 [www.QNTrader.com](http://www.QNTrader.com)

Or email me directly: [contact@qntrader.com](mailto:contact@qntrader.com)



Let's make 2026 your most profitable trading year ever.

To your success,

Brian F Adams

Professional Futures Trader

Creator, Quantum Navigator AI Trading System

## DISCLAIMER

Risk Disclosure: Futures trading contains substantial risk and is not for every investor. An investor could potentially lose all or more than their initial investment. Risk capital is money that can be lost without jeopardizing one's financial security or lifestyle. Only risk capital should be used for trading and only those with sufficient risk capital should consider trading.

Past performance is not necessarily indicative of future results. The information provided in this guide is for educational purposes only and should not be considered financial advice. Trading decisions are your responsibility.

---

© 2025 QNTrader.com - All Rights Reserved

☀ Thank You for Reading and Profitable Trading!